


Paul Gauguin Deck Plans

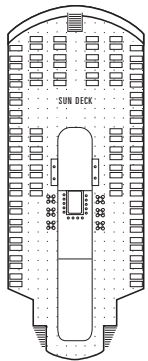
	CATEGORY	OS	OWNER'S SUITE		CATEGORY	C	BALCONY STATEROOM
	CATEGORY	GS	GRAND SUITE		CATEGORY	D	WINDOW STATEROOM
	CATEGORY	A	VERANDA SUITE		CATEGORY	E	WINDOW STATEROOM
	CATEGORY	B	VERANDA STATEROOM		CATEGORY	F	PORTRHOLE STATEROOM

OVERALL LENGTH	513 FEET
GUESTS	330
OFFICERS/CREW	215 INTERNATIONAL
GUEST DECKS	7
GROSS TONNAGE	19,200
CRUISING SPEED	18 KNOTS
SHIP'S REGISTRY	BAHAMAS
PROPULSION SYSTEM	DIESEL ELECTRIC

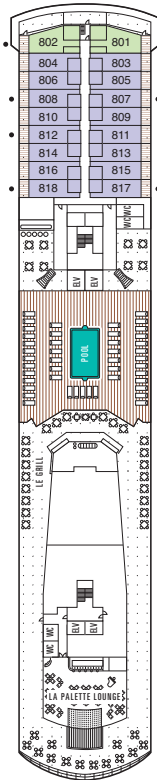
Triple Occupancy Staterooms: Categories OS, GS, A, B and stateroom 415 can accommodate a rollaway bed for a third person. Loveseat convertible beds are available in the following staterooms:
 Category C: 12 staterooms (those ending in 6 and 8 – with the exception of 7006 and 766)
 Category D: 5 staterooms (those ending in 6 and 8)
 Category E: 11 staterooms (those ending in 5, 6 and 8 – with the exception of 415)
 Note: Loveseat beds are slightly smaller than a standard twin bed, but can comfortably accommodate an average-size adult.

- Denotes staterooms with choice of queen bed or twin bed configuration. All other staterooms are queen bed configuration.

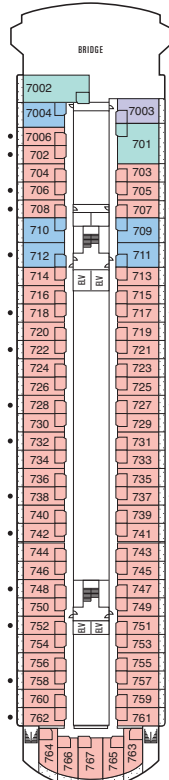
 Wheelchair accessible stateroom 415



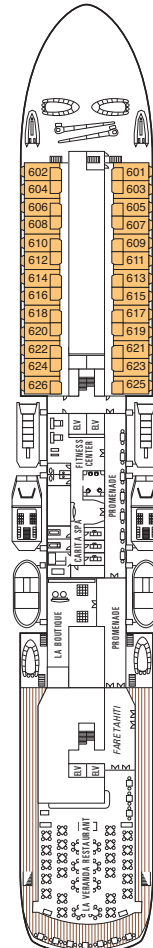
DECK NINE



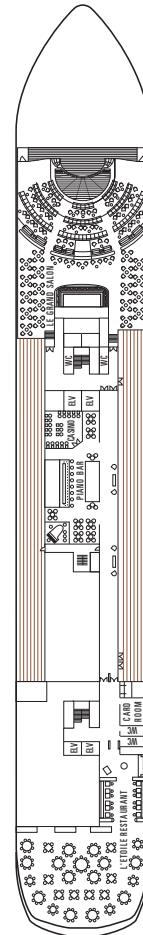
DECK EIGHT



DECK SEVEN



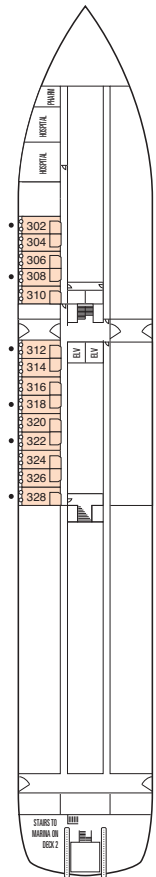
DECK SIX



DECK FIVE



DECK FOUR



DECK THREE